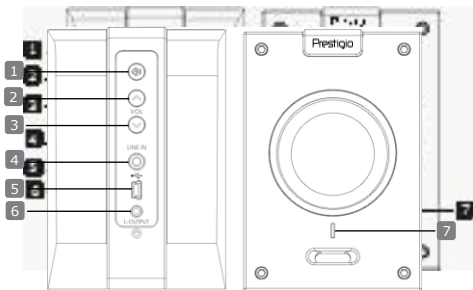


Package Contents

- | | |
|-----------------------------------|------------------|
| 1. Speaker Main Unit | 2. Audio Cable |
| 3. USB Cable | 4. User's Manual |
| 5. 3.5mm Speaker Connection Cable | 6. Warranty Card |

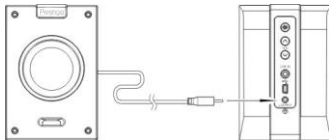
Main Unit Overview



- | | |
|----------------------|---------------------------|
| 1 Mute Button | 2 Volume up |
| 3 Volume down | 4 Line-in Jack |
| 5 USB Jack | 6 Line-output Jack |
| 7 Indicator | |

Basic Operations

● Connect to PC or Notebook



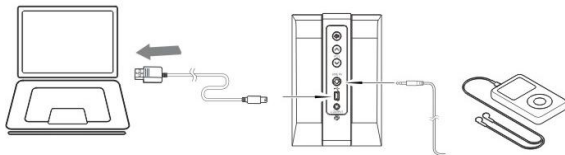
1. Connect the speaker set with the audio cable.



2. Connect the PC or Notebook to the speaker set with the USB cable.

3. Press the **Volume up/ Volume down** button to turn up/down the volume.
4. Press the **Mute** button to disable the sound.

● Connect to Other Players



1. Connect the speaker set with the audio cable.
2. Connect the speaker to PC or Notebook with the USB cable for power supply.
3. Connect the player to the speaker with the included 3.5mm speaker connection cable.

NOTE:

Volume up/ Volume down/Mute buttons are unavailable when the speaker is connected to players.

Technical Specifications

Power Supply: USB Power

Speaker Unit: L/R Channel (2" x 2)

Frequency: 70 Hz- 20 KHz

S/N Ratio: ≥ 70 dB.

Impedance: 4 Ω

Distortion: 5% 1W 1 KHz