

Emporio ION 330



Prestigio

Safety Instructions

- Read and follow all instructions in the quick guide before operating system.
- Do not attempt to disassemble or alter any part of the device that is not described in this guide.
- Openings on the chassis are for ventilation purpose. Do NOT block or cover the openings. Do NOT insert any foreign object into the openings.
- Do not place the device in contact with water or any other liquids. The device is NOT designed to be liquid proof of any sort.
- In the event of liquid entry into interior of device, immediately disconnect the device from the computer. Continuing use of the device may result in fire or electrical shock.
- To avoid risk of electrical shock, do not connect or disconnect the device with wet hands.
- Do not place the device near a heat source or directly expose it to flame or heat.
- Never place the device in vicinity of equipments generating strong electromagnetic fields. Exposure to strong magnetic fields may cause malfunctions or data corruption and loss.
- Operate the device in environments with ambient temperatures between 0°C and 40°C.

Package Contents

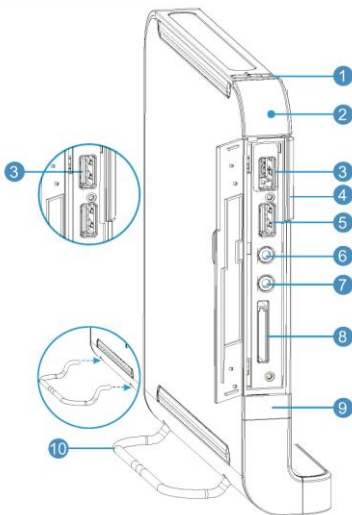
Carefully unpack the carton and remove the contents listed as below:

- Prestigio ION PC
- Mounting Bracket
- Stand
- Power Cable
- External Power Supply
- Quick Guide
- Other Documentation, Diver CDs and/or Software

Please contact point of purchase if any of the above mentioned item is missing in the packaging.

Hardware Overview

Front View



1 ODD Drive Latch

2 Power Button

3 USB2.0 Port

4 Power & HDD Indicator

5 USB 2.0 Port

6 Audio Output Port

7 Microphone Input Port

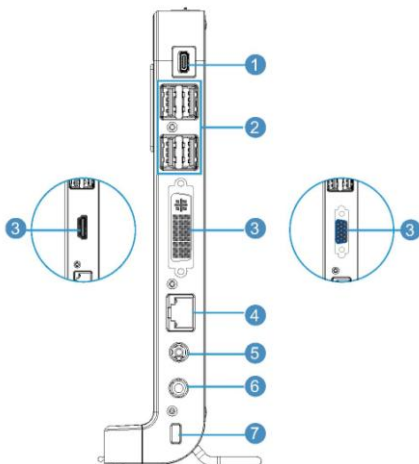
8 Memory Card Reader

9 Infrared Receiver (Optional)

10 Base Stand

Hardware Overview

Rear View



1

mini USB Port

2

USB2.0 Ports

3

DVD-I/D-Sub/HDMI Port

4

LAN Port

5

DC Input Port

6

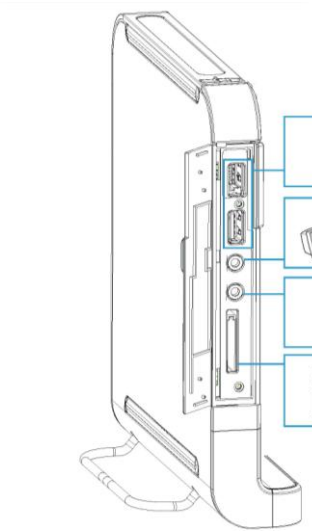
Audio/SPDIF Output Port

7

Kensington Lock

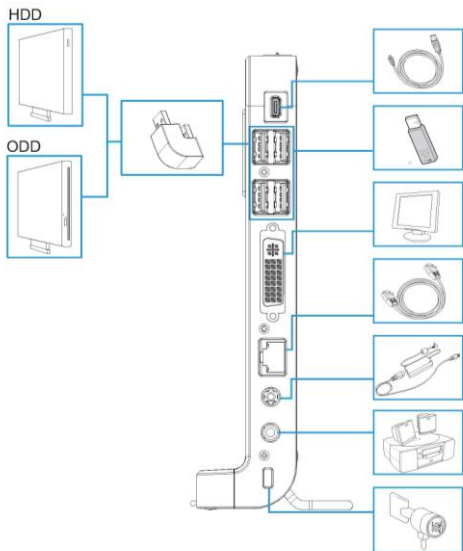
Device Connections

Front View



Device Connections

Rear View



Specifications

CPU	Integrated Intel Atom Processor 230 or Integrated Intel Atom Processor 330 (533MHz FSB)
Memory	2GB SO-DIMM DDR2 667MHz or SO-DIMM DDR2 800MHz 200-Pin Slot X 2 (4GB Max.)
Hard Disk	Up to 500GB 2.5" SATA HDD
Audio	Audio Controller 5.1 Channel Surround (onboard) Audio-in/Line-in, Audio-out/Line-out Headphone-out, Microphone-in
Video	Integrated VGA NVidia GeForce 9400M HDMI or DVI interfaces
USB Port	Universal Serial Bus 2.0 Ports X 6
LAN	Gigabit Ethernet LAN
Wi-Fi	IEEE 802.11 b/g
Card Reader	4-in-1 (SD, MMC, SDHC, MS/Pro)
Remote Control	Philips RC146 (optional)
Optical Drive	Slim-Type Slide-In Multi DVDRW
Power Supply	External Power Adapter AC 100-240V, 50/60Hz, DC 19V, 2.1A
Operating System	Windows XP Home/Professional Windows Vista Home/Business Window 7 Home Premium/Professional Unix Ubuntu/Kubuntu
Dimensions	177mm (H) X 40mm (D) X 180mm (W) (with ODD)
Weight	2Kg (with ODD)

Technical Support and Warranty Information

Please refer to www.prestigio.com for technical support and included warranty card for warranty information.

Disclaimer

We make every effort to ensure that the information and procedures in this user manual are accurate and complete. No liability can and will be accepted for any errors or omissions. Prestigio reserves the right to make any changes without further notice to any products herein.