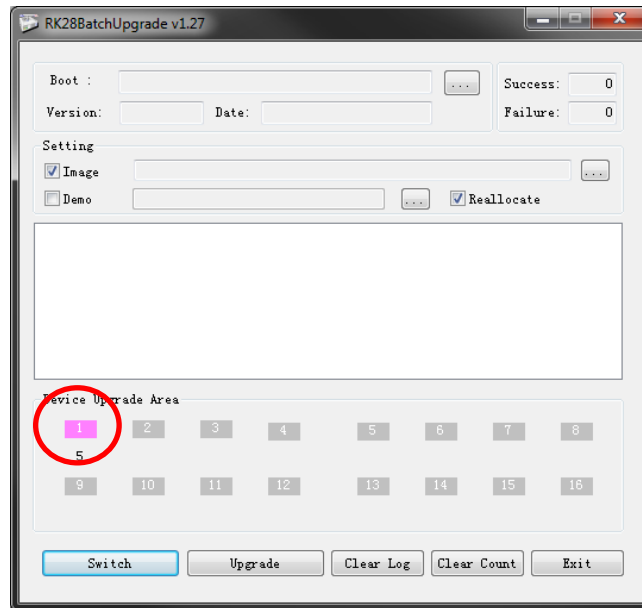


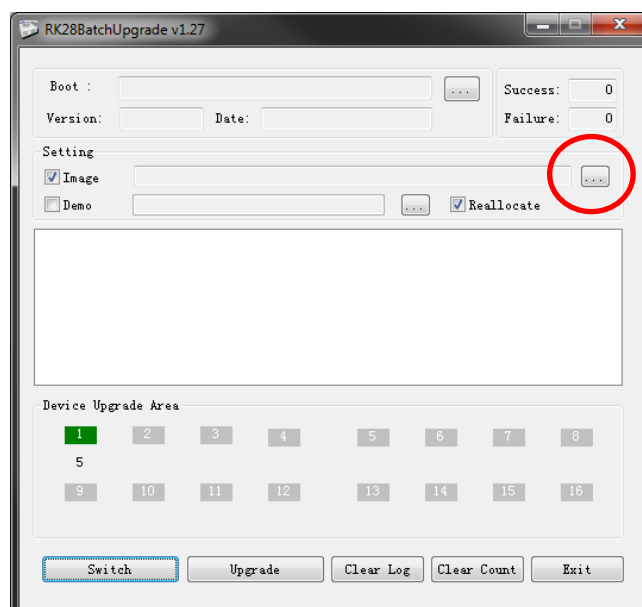
# Firmware updates instructions for PER3072B eBook

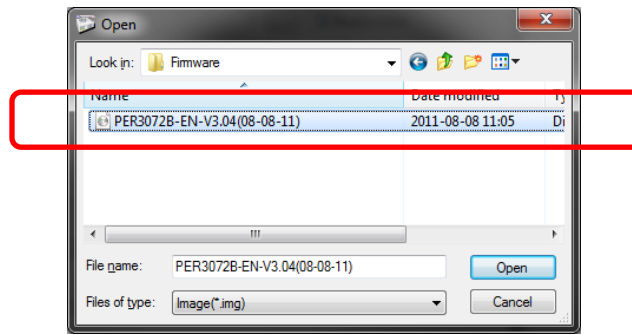
To update your eBook you have to do the following:

1. Connect your eBook to the PC via USB cable
2. Turn off the eBook by pressing and holding the power button for 5 seconds
3. Extract archive PER3072B-EN-V3.04(08-08-11).zip to your hard drive
4. Launch RK28BatchUpgrade.exe program from the extracted files

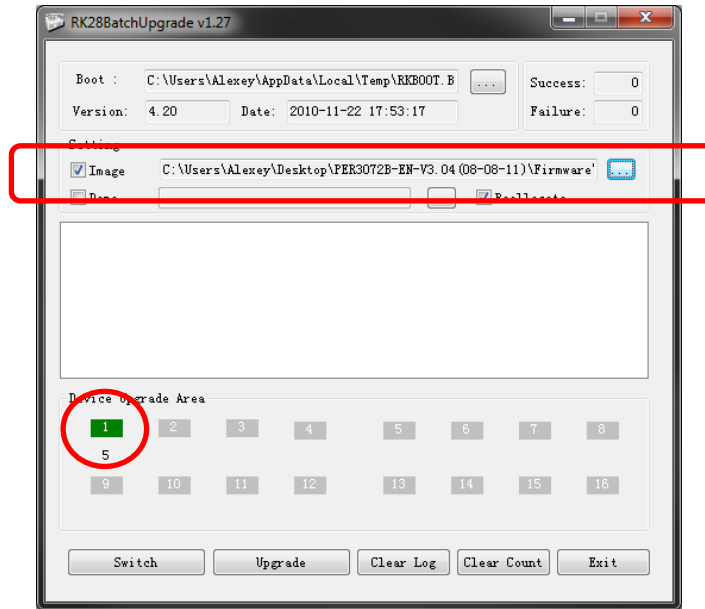


5. Press SWITCH button and wait while number 1 becomes green. System could ask for a driver. Drivers are located in the subfolder Driver
6. After it becomes green your device is ready to be flashed. Press button near the Image line and choose a firmware from the subfolder Firmware





- After you can see the screen as below on the screenshot you can press the Upgrade button and wait while device is flashing. Number 1 would flash with yellow color while flashing.



- After the update finished you will see the message in the RK28BatchUpgrade software and device would automatically turn off
- To start using the device you have to disconnect it from the PC and turn it on