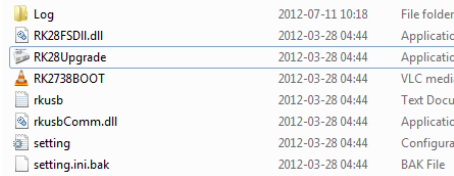




Prestigio PER3374B/BRU Upgrade Instructions

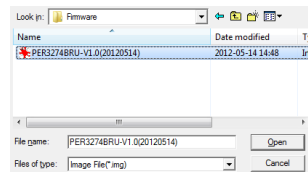
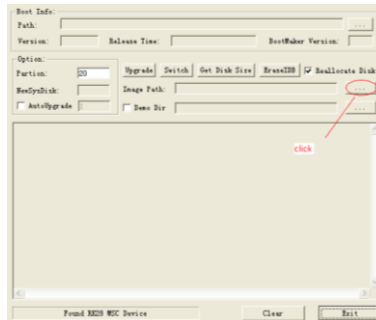
Caution: The firmware upgrading may destroy your data of PER3374B; please back up your data before upgrading.

Please follow below steps to flash new firmware version to your PER3374B.

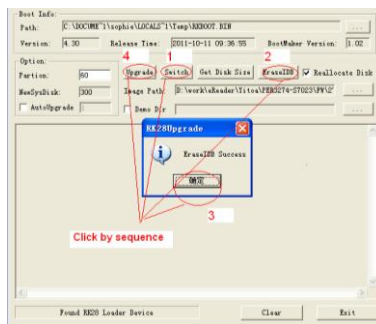
1. Launch the update tool in the “Tools” folder.



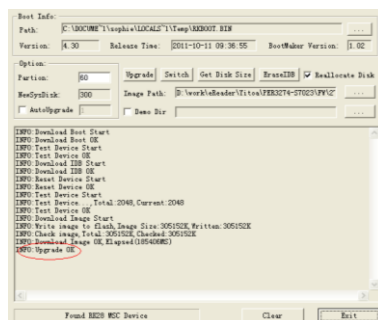
2. On tool window, you will see  button as the red circle showed in below picture. Click this  button to get a popup box for choosing upgrading firmware. Choose IMG firmware file and click Open.



3. Click Switch, then EraseIDB, then OK(as 3 showed in below picture), then Upgrade



4. Then new firmware is being written. When you see Upgrade OK, click Exit and disconnect your device.



5. Now your PER3374B is with new firmware and will bring you more comfortable reading experience.